

# Welcome to the UBC Law Library Virtual Tour



Photo: Tom Arban



# Allard Hall



Allard Hall is home to UBC's Peter A. Allard School of Law and the Law Library.

The Law Library is on Levels 2, 3 & 4.  
Enter on Level 2.





Visit the Law Library website (<https://law.library.ubc.ca/>) for information about the Law Library, including:

- hours
- location
- contact information
- floor plans

There are two unisex, wheelchair accessible washrooms on each level.

Drinks in spillproof containers are allowed; food is not allowed. For the complete food and drink policy, see <https://law.library.ubc.ca/foodpolicy/>.



Once in the library, the Reference Desk is to the left, the Circulation Desk directly ahead, and the Self-Checkout and Scanner are to the right.





Visit the Reference Desk, to the left of the entrance, with any research-related questions.







Visit the Circulation Desk with queries about finding or borrowing library materials, printing and copying, other general questions, and to borrow or return books.

There is also a book return outside of the library, by the stairs.





**Lost & Found**

If you lose or find anything, go to the Circulation Desk.


In addition, there is a central UBC service: [Lost & Found](#)

Campus Security provides helpful advice: [Know What To Do](#)

**Interlibrary Loan Services**

If you need materials that are not available at UBC, consider borrowing from non-UBC Libraries - [InterLibrary Loan \(ILL\)](#)





The Self-Checkout and Scanner are to the right when you enter the library.

Ask at the Circulation Desk if you need help using any library equipment.



The Reference Room holds reference materials and high-demand legal texts.

It is located behind the Reference Desk; go through the gates by the Circulation Desk to reach the entrance.





## Reference Room

Reference books must be used in this room. UBC students may borrow some books for periods of time ranging from 2 hours through to a 3-day loan. Most items, though, are on a 2-hour loan and cannot be renewed.

Use the self checkout machine in the Reference Room to borrow any books that can be circulated. Make note of the due time and date to avoid overdue fines.

Books are arranged by call numbers from A to Z. The Library of Congress classification system is used to arrange law books by jurisdiction. All of the books on Canada have a call number starting with KE, and for British Columbia, it is KEB. There are brief guides to the classification scheme at each of the shelving end panels.

Seating is reserved for Law students during exam time.



# The Persons Case Learning Commons



The Learning Commons has PCs and iMacs.

Featured in this area are photos of the Law graduating classes from 1948 onwards.

There are some dictionaries and citation guides on the book shelves.





The Copy Room, just off the Learning Commons, contains multifunctional machines that print, copy, and scan, staplers, a hole-puncher, and paper cutter. Additional copy rooms are available on Levels 3 and 4, and there is a machine in the Reference Room.

A standalone scanner is available near the entrance to the Law Library.



**Printing and Copying**

Printing from a laptop or Library computer: Print, Copy, Scan

Cost for copying and printing:

- 7 cents for a black & white image
- 40 cents for a colour image

**Students**

The Pay for Print service requires an activated UBCcard account. You can do this at <https://ubccard.ubc.ca/>. There is also a link labeled “Add Funds – UBCcard” at <https://payforprint.ubc.ca/>. Access is via your CWL username and password.





The Dentons Room (room 208) is a space for teaching and learning.





The circulating collection, as well as Canadian legislative materials, is located on Level 3.



The Richards Buell Sutton Reading Room is a beautiful space for study and contemplation.

During exam times, the tables nearest the north windows are reserved for Law students.





The Law Library offers several types of seating, with just over 300 seats in public spaces, and study carrels for individual work.







### Group Study Rooms

Only Law students may use these rooms; access is via a Law student UBCcard. Priority is given to groups of three or more students.

Rooms may be booked [online](#).

All rooms have presentation technology and one has video conferencing capability.

VGA/HDMI adaptors and dry erase markers for the whiteboards are available to borrow from the Circulation desk.




The compact shelving holds journals, law reports, and non-Canadian legislation.







## Compact Shelving

Unlocked



Locked











Surrounding the compact shelving are tables and study carrels.

During exam times, the tables nearest the north windows, and carrels along the east windows, are reserved for Law students.





# Noteworthy Information & Links

## Borrowing:

- [How to get a library card](#)
- [Loan Policies & Fines](#)
- [My Library account](#)

## Computers:

- [Public Computers & Software](#)
- [Wireless Access](#) (generally, use [ubcsecure](#))

## Connecting to Electronic Resources:

<https://www.library.ubc.ca/services/#access>

## Laptop Chargers:

Are available to Law students, courtesy of the UBC Law & Business Society.  
Sign out for 4 hours with your student card; fines apply for late returns.

Law Library website: <https://law.library.ubc.ca>

Reference Service: [Reference](#)

Research Guides on legal topics: [Research Guides](#)